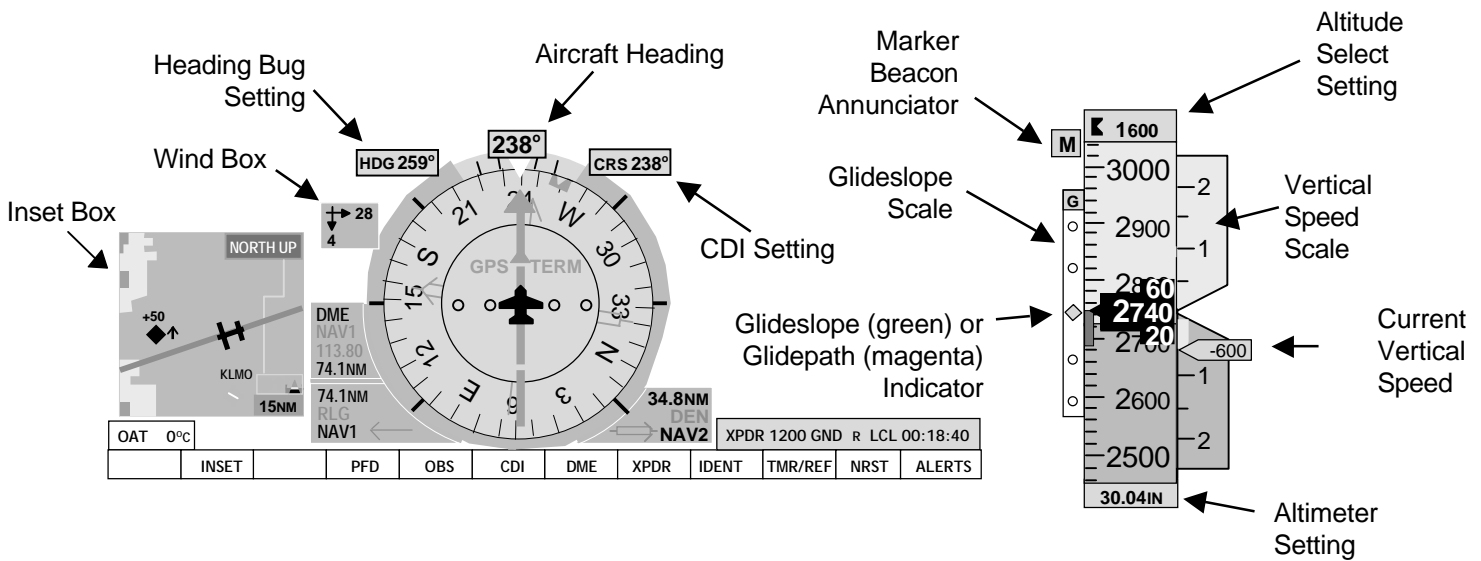


Appendix A - The PFD Screen

Soft Keys



INSET - PRESS this Soft Key to view the Soft Keys which allow features to be displayed in the inset box (the box in the lower left corner of the PFD). They are:

OFF - This removes the Inset box from the display.

DCLTR - Repeated presses of this Soft Key toggles between the 4 levels of declutter.
See our Page 49 for the declutter levels.

TRAFFIC, TOPO, TERRAIN, STRMSCP, NEXRAD and XM LTNG - PRESS each Soft Key to include its features along with their appropriate legend in the Inset box.

PFD - PRESS this Soft Key to view following additional Soft Keys to customize the display.

	DFLTS	WIND	DME	BRG1	HSI FRMT	BRG2		ALT UNIT	STD BARO	BACK	
--	-------	------	-----	------	----------	------	--	----------	----------	------	--

DFLTS - (Defaults) which restores the factory defaults.

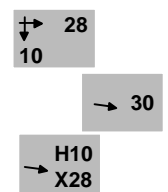
WIND - (3 options of graphical display of headwinds/tailwinds and crosswinds).

Option 1 - Shows 2 wind vector arrows with crosswind and headwind/tailwind components.

Option 2 - Shows a single wind vector arrow and speed.

Option 3 - Shows the Headwind/Tailwind and Crosswind components and a single wind vector arrow.

OFF - Removes window from display.



DME - Displays a window next to the HSI which shows the navigation radio, frequency and DME miles.

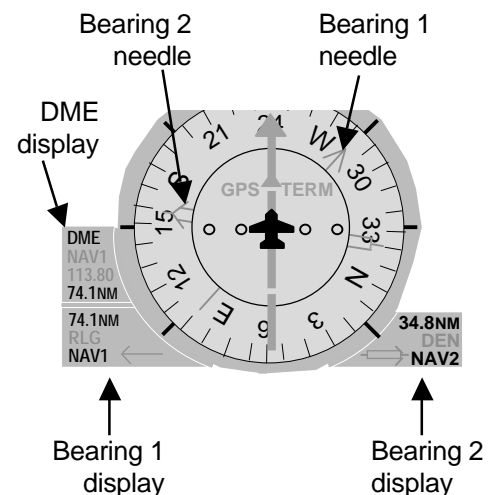
BRG1 - Displays a window below the DME window (shown above) along with a single cyan pointer in the HSI. Repeated presses of the Soft Key toggles between the available navigation sources of NAV 1, GPS, ADF and no display.

HSI FRMT - Choice between the 360° or Arc presentation:

360° - HSI displays the full compass rose.

ARC HSI - Displays only 70° either side of the present heading. (The BRG1 and BRG2 information and windows are not displayed in this view.)

BRG2 - Same as BRG1 above (except references NAV 2) but with a double cyan arrow. The window is located to the right of the HSI.



(continued)